

People



The total population of Brunswick County is 146,064. The median age is 54.69

146,064

Total Population



47.67%

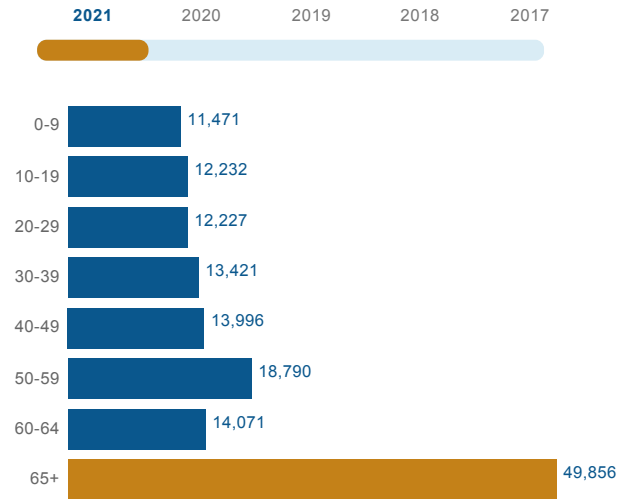
Male



52.33%

Female

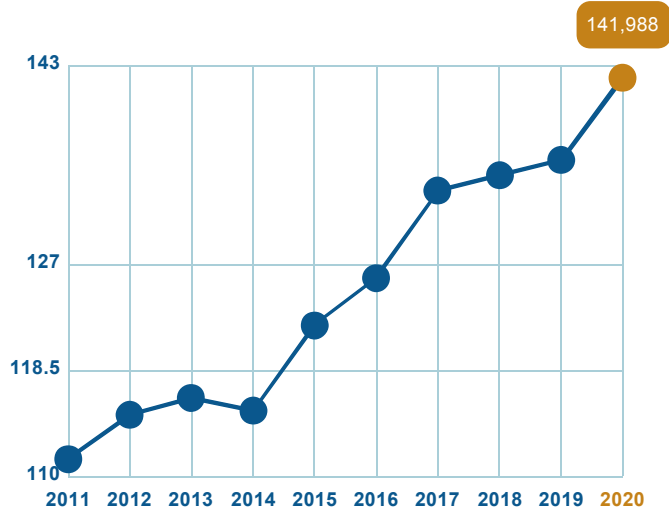
Age Distribution



Median Age

55

Population Growth (in thousands)



Educational Attainment



42.45% of the population in Brunswick County have an Associate's degree or higher. 92.01% have a high school degree or higher.



< Grade 9
1.85%



Grade 9-12
6.14%



High School
27.72%



Some College
21.84%



Assoc Degree
11.5%



Bach Degree
19.96%



Grad Degree
10.99%



offer Associate's Degree or Certificate



offer Bachelor's Degree or Higher

Labor Force



Brunswick County has a labor force of 61,152 people, with an unemployment rate of 4.5%.

61,152

Labor Force

4.5%

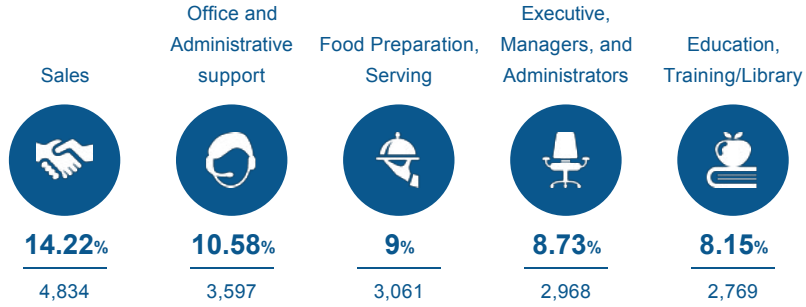
Unemployment Rate

▼ -2.5%

Unemployment Rate
Change (1 year)

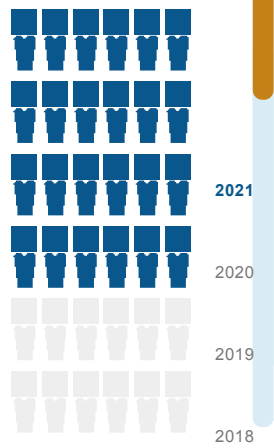
Talent

Where are the top jobs by occupation?



Total Employees

33,993



The work distribution of total employees in Brunswick County is:



Total Establishments

4,433



Businesses and Jobs

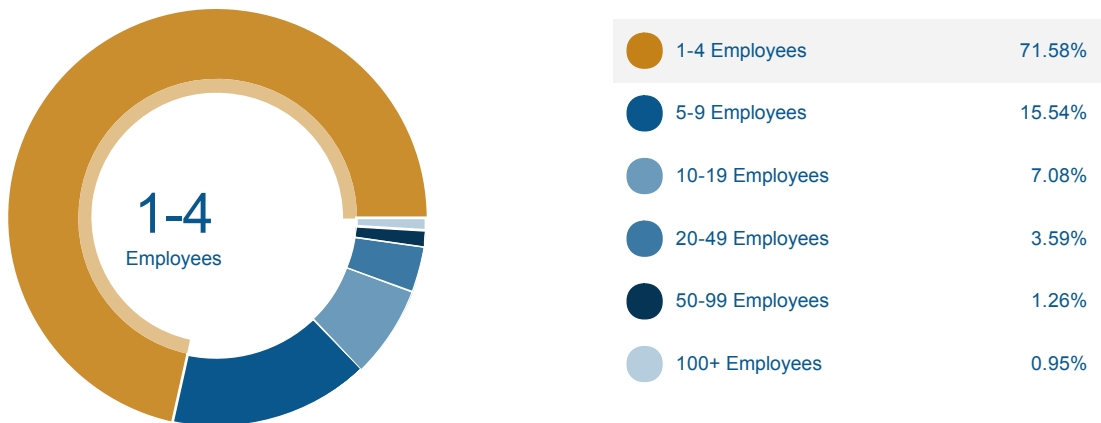


Brunswick County has a total of 4,433 businesses. In 2021, the leading industries in Brunswick County were Retail, Accommodation and Food Services, Education, and Health Care and Social Services.

What are the top industries by jobs?



How many employees do businesses in Brunswick County have?



Income and Spending



Households in Brunswick County earn a median yearly income of \$62,217. 40.08% of the households earn more than the national average each year. Household expenditures average \$53,847 per year. The majority of earnings get spent on Shelter, Transportation, Food and Beverages, Health Care, and Utilities.



\$62,217

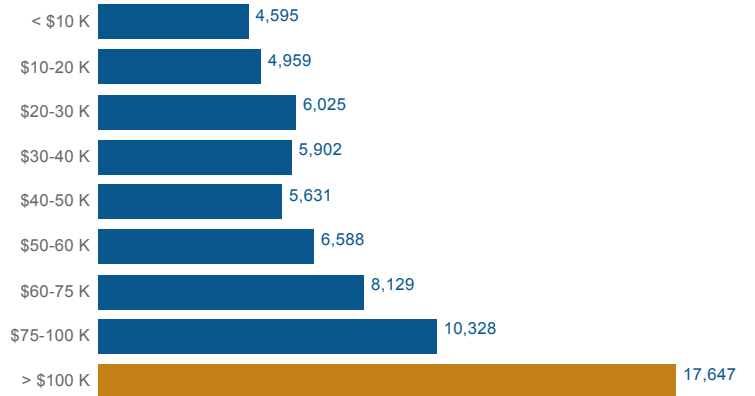
Median Household Income

0% more than the county

6% more than the state

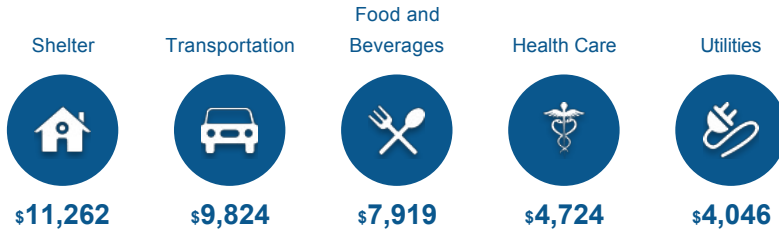
7% less than the nation

Income Distribution



How do people spend most of their money?

PER HOUSEHOLD



\$53,847

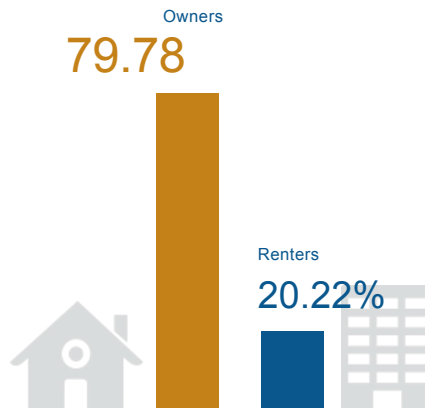
Median Household Expenditure

Housing



There are 295% more households who own their homes than there are renters.

Owners vs. Renters



Transportation



Residents spend an average of 24 minutes commuting to work. Brunswick County is served by 22 airports within 50 miles. Rail can be accessed within the community. Interstates can be accessed 1 miles away.



24min

Commute Travel Time



2 + 22(+50 miles)

Airports in Community



1miles

Distance to Interstate



Freight Rail

In Community

Taxes



Top State Corporate Income Tax

2.5%

Top State Corporate Capital Gains Tax

5%

Top State Personal Income Tax

5.25%

Top State Personal Capital Gains Tax

5.8%

State Sales Tax

4.75%