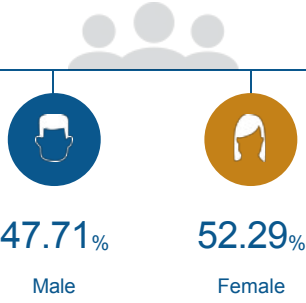


People

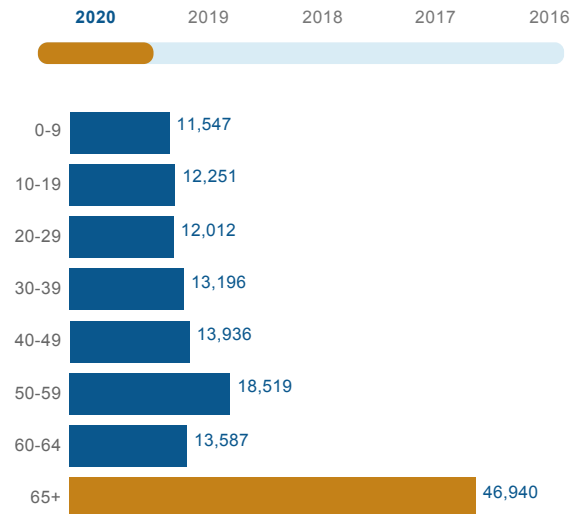
The total population of Brunswick County is 141,988. The median age is 54.02

141,988

Total Population



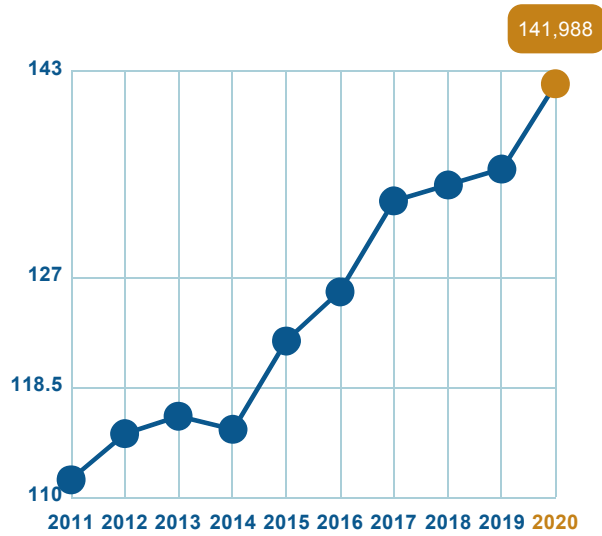
Age Distribution



Median Age

54

Population Growth (in thousands)



Educational Attainment



41.09% of the population in Brunswick County have an Associate's degree or higher. 91.09% have a high school degree or higher.



< Grade 9
2.31%



Grade 9-12
6.61%



High School
27.92%



Some College
22.08%



Assoc Degree
11.05%



Bach Degree
19.3%



Grad Degree
10.74%



offer Associate's Degree or Certificate



offer Bachelor's Degree or Higher

Labor Force

Brunswick County has a labor force of 61,924 people, with an unemployment rate of 7%.

61,924

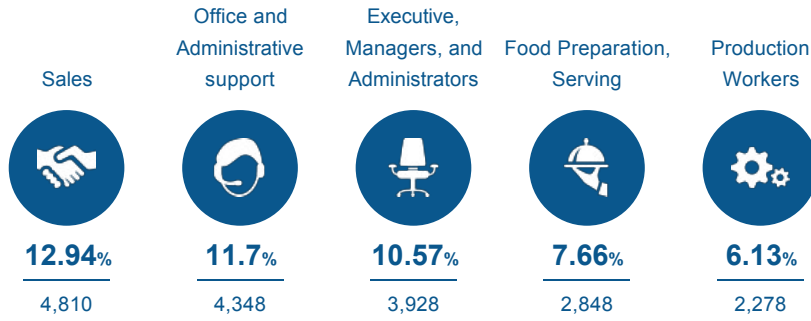
Labor Force

7%

Unemployment Rate

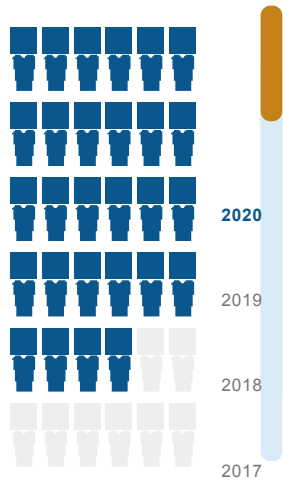
Talent

Where are the top jobs by occupation?



Total Employees

37,165



The work distribution of total employees in Brunswick County is:



Total Establishments

5,039



Businesses and Jobs

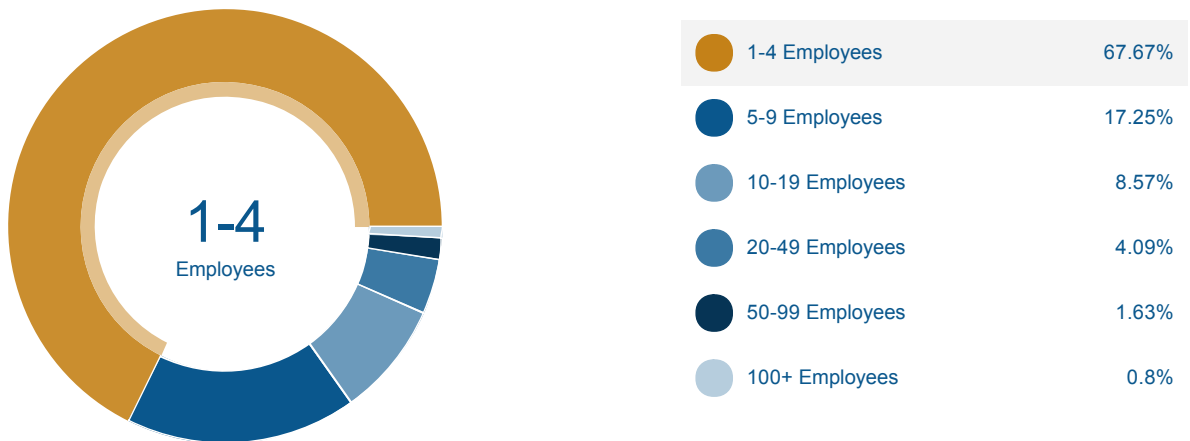


Brunswick County has a total of 5,039 businesses. In 2019, the leading industries in Brunswick County were Retail, Accommodation and Food Services, Health Care and Social Services, and Other Services - Repair, Personal Care, Laundry, Religious, etc..

What are the top industries by jobs?



How many employees do businesses in Brunswick County have?



Income and Spending



Households in Brunswick County earn a median yearly income of \$57,438. 36.28% of the households earn more than the national average each year. Household expenditures average \$51,883 per year. The majority of earnings get spent on Shelter, Transportation, Food and Beverages, Health Care, and Utilities.



\$57,438

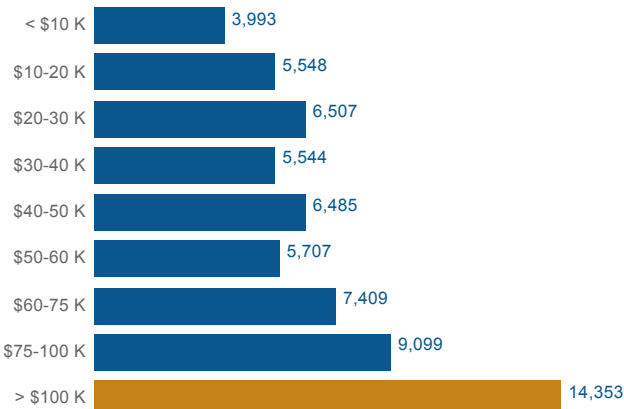
Median Household Income

0% more than the county

1% more than the state

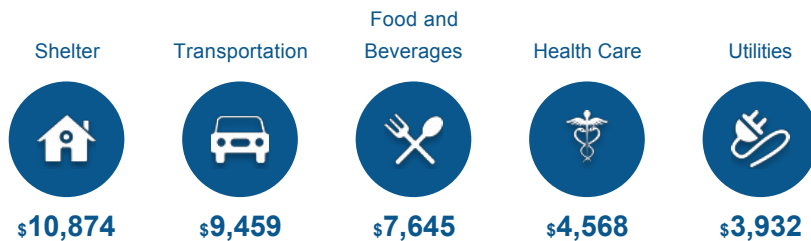
10% less than the nation

Income Distribution



How do people spend most of their money?

PER HOUSEHOLD



\$51,883

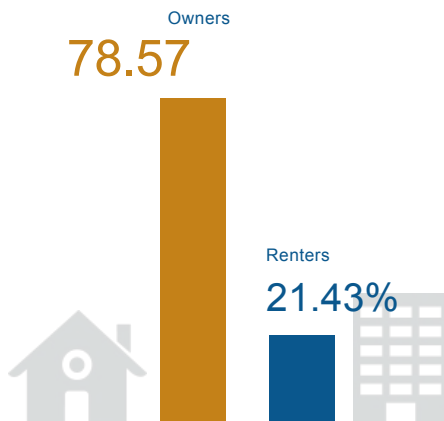
Median Household Expenditure

Housing



There are 267% more households who own their homes than there are renters.

Owners vs. Renters



Transportation



Residents spend an average of 24 minutes commuting to work. Brunswick County is served by 22 airports within 50 miles. Rail can be accessed within the community. Interstates can be accessed 1 miles away.



24min

Commute Travel Time



2 + 22(+50 miles)

Airports in Community



1miles

Distance to Interstate



Freight Rail

In Community

Taxes



Top State Corporate Income Tax

2.5%

Top State Corporate Capital Gains Tax

5%

Top State Personal Income Tax

5.25%

Top State Personal Capital Gains Tax

5.8%

State Sales Tax

4.75%