

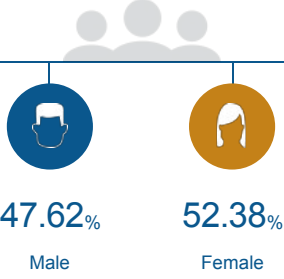
# People



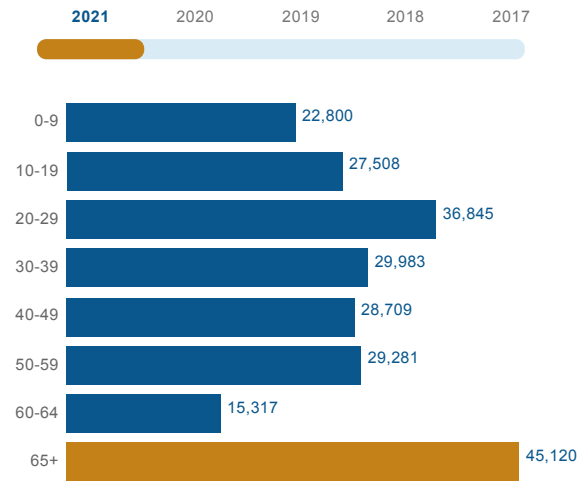
The total population of New Hanover County is 235,563. The median age is 39.22

## 235,563

Total Population



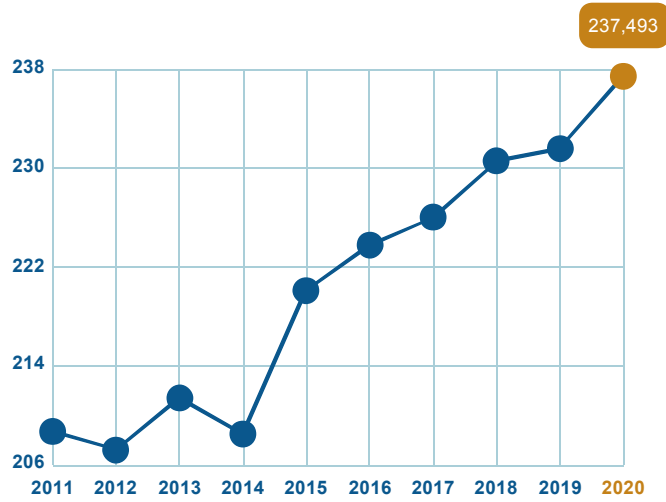
### Age Distribution



### Median Age

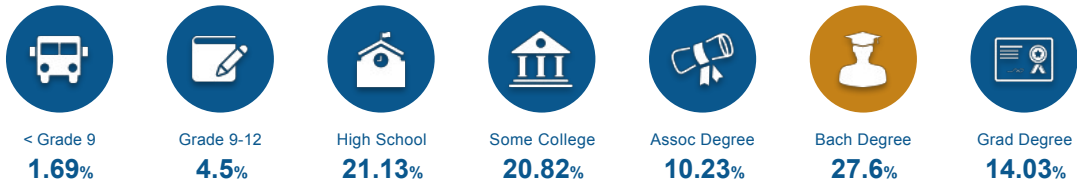
## 39

### Population Growth (in thousands)



## Educational Attainment

51.86% of the population in New Hanover County have an Associate's degree or higher. 41.63% have a Bachelor's degree or higher.



## Labor Force

New Hanover County has a labor force of 121,463 people, with an unemployment rate of 3.1%.

**121,463**

Labor Force

**3.1%**

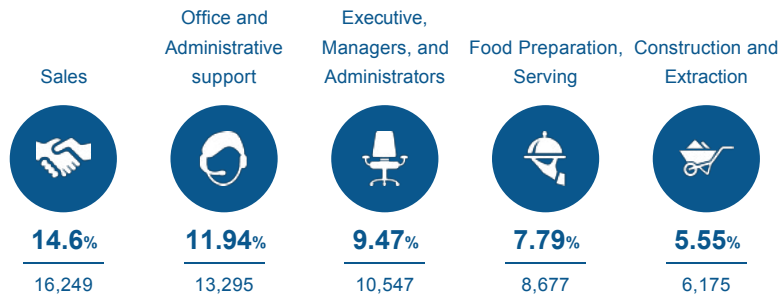
Unemployment Rate

▼ **-2.5%**

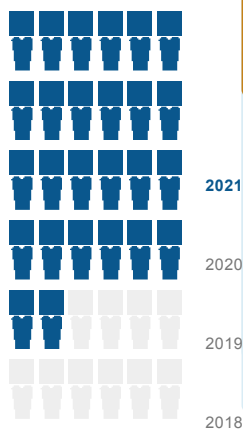
Unemployment Rate  
Change (1 year)

## Talent

Where are the top jobs by occupation?



Total Employees  
**111,317**



The work distribution of total employees in New Hanover County is:

**37%**  
Blue Collar

**62%**  
White Collar

Total Establishments  
**12,880**

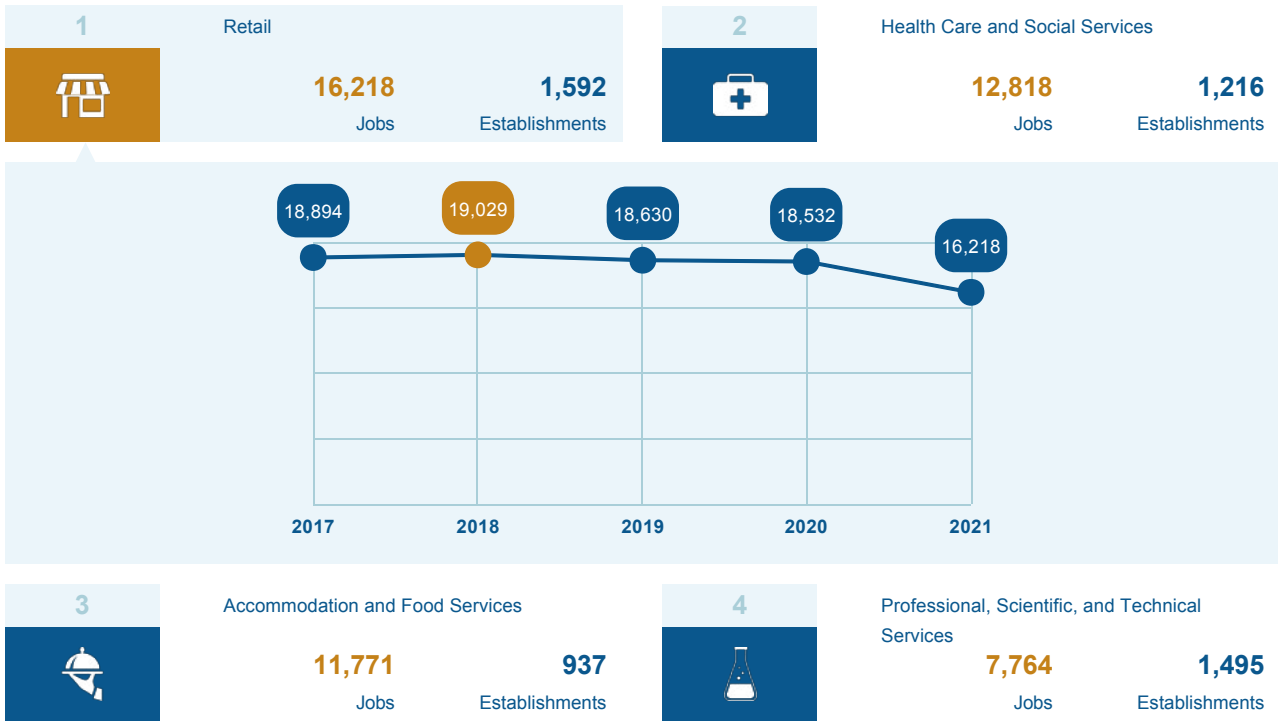


## Businesses and Jobs

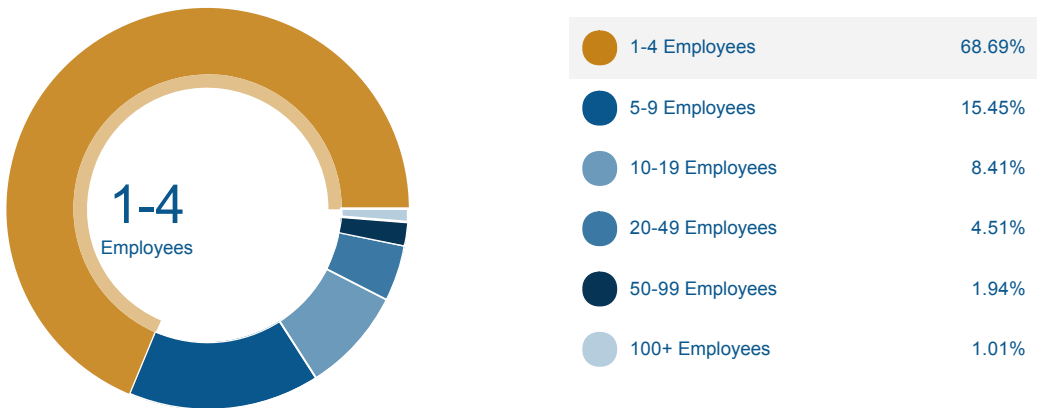


New Hanover County has a total of 12,880 businesses. In 2021, the leading industries in New Hanover County were Retail, Health Care and Social Services, Accommodation and Food Services, and Professional, Scientific, and Technical Services.

What are the top industries by jobs?



How many employees do businesses in New Hanover County have?



## Income and Spending



Households in New Hanover County earn a median yearly income of \$59,425. 39.41% of the households earn more than the national average each year. Household expenditures average \$60,074 per year. The majority of earnings get spent on Shelter, Transportation, Food and Beverages, Health Care, and Utilities.



**\$59,425**

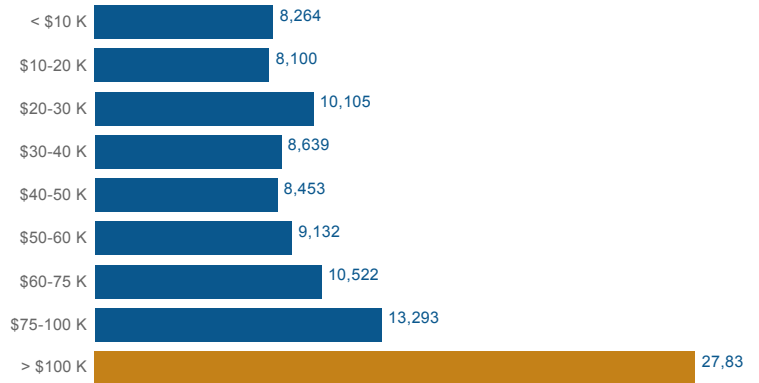
Median Household Income

**0%** more than the county

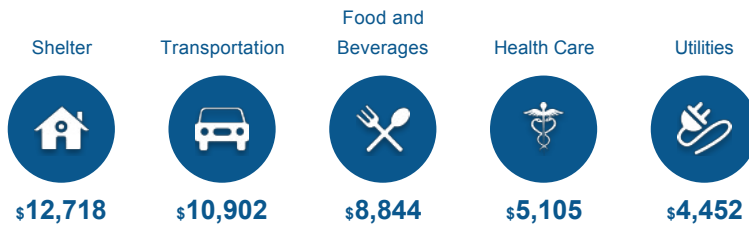
**1%** more than the state

**11%** less than the nation

Income Distribution



How do people spend most of their money?  
PER HOUSEHOLD



**\$60,074**

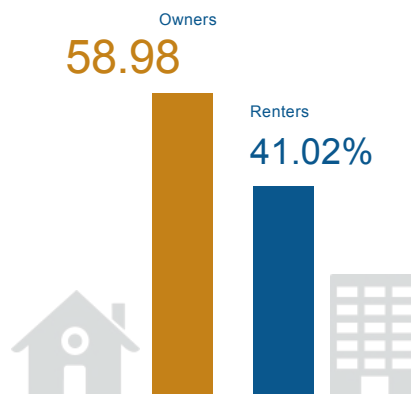
Median Household Expenditure

## Housing



There are 44% more households who own their homes than there are renters.

Owners vs. Renters



## Transportation



Residents spend an average of 20 minutes commuting to work. New Hanover County is served by 16 airports within 50 miles. Rail can be accessed within the community. Interstates can be accessed within the community.



20<sub>min</sub>

Commute Travel Time



1 + 16<sub>(+50 miles)</sub>

Airports in Community



Interstate

In Community



Freight Rail

In Community

## Taxes



Top State Corporate Income Tax

2.5%

Top State Corporate Capital Gains Tax

5%

Top State Personal Income Tax

5.25%

Top State Personal Capital Gains Tax

5.8%

State Sales Tax

4.75%