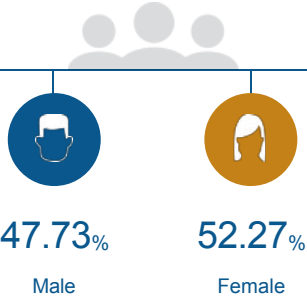


People

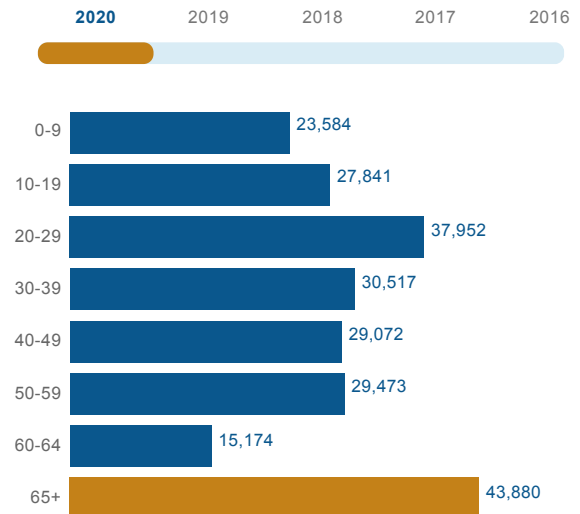
The total population of New Hanover County is 237,493. The median age is 38.62

237,493

Total Population



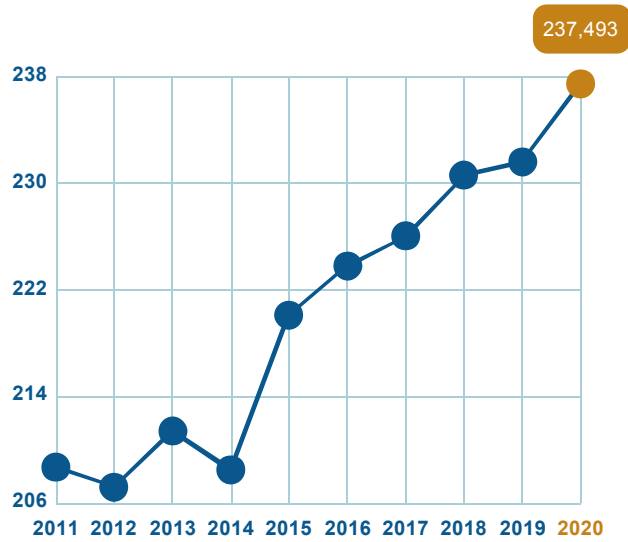
Age Distribution



Median Age

39

Population Growth (in thousands)



Educational Attainment



50.99% of the population in New Hanover County have an Associate's degree or higher. 40.78% have a Bachelor's degree or higher.



< Grade 9
1.86%



Grade 9-12
4.67%



High School
20.86%



Some College
21.62%



Assoc Degree
10.21%



Bach Degree
27.57%



Grad Degree
13.21%



offer Associate's Degree or Certificate



offer Bachelor's Degree or Higher

Labor Force



New Hanover County has a labor force of 124,989 people, with an unemployment rate of 5.6%.

124,989

Labor Force

5.6%

Unemployment Rate

Talent

Where are the top jobs by occupation?

Office and Administrative support



13.52%

16,593

Sales



11.08%

13,609

Executive, Managers, and Administrators



10.15%

12,457

Food Preparation, Serving



7.66%

9,405

Construction and Extraction

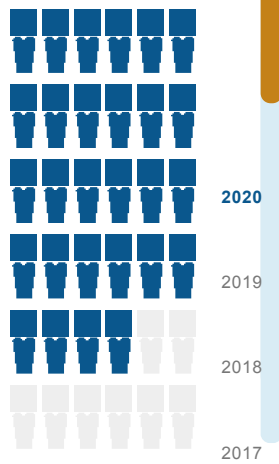


6.19%

7,599

Total Employees

122,770



The work distribution of total employees in New Hanover County is:



38%

Blue Collar



61%

White Collar

Total Establishments

12,935



Businesses and Jobs

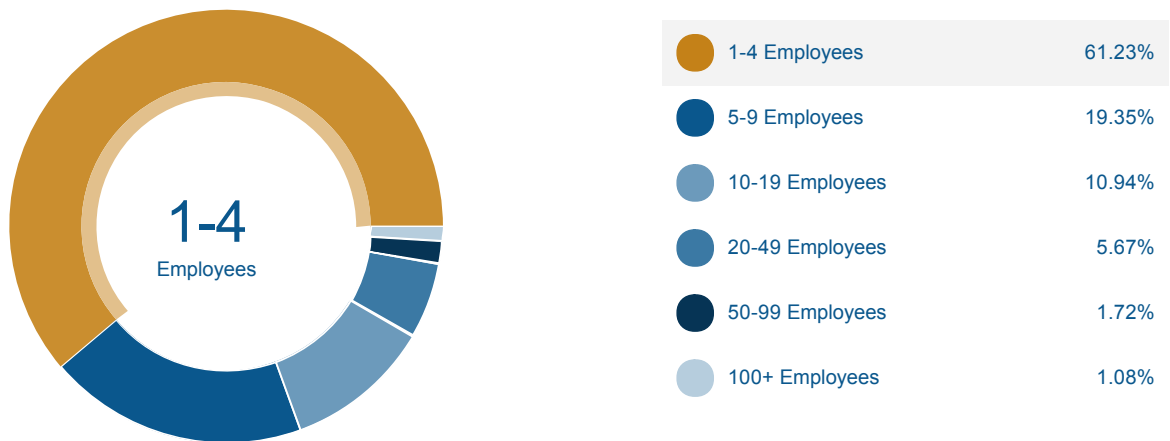


New Hanover County has a total of 12,935 businesses. In 2019, the leading industries in New Hanover County were Health Care and Social Services, Retail, Accommodation and Food Services, and Education.

What are the top industries by jobs?



How many employees do businesses in New Hanover County have?



Income and Spending



Households in New Hanover County earn a median yearly income of \$58,164. 38.32% of the households earn more than the national average each year. Household expenditures average \$57,167 per year. The majority of earnings get spent on Shelter, Transportation, Food and Beverages, Health Care, and Utilities.



\$58,164

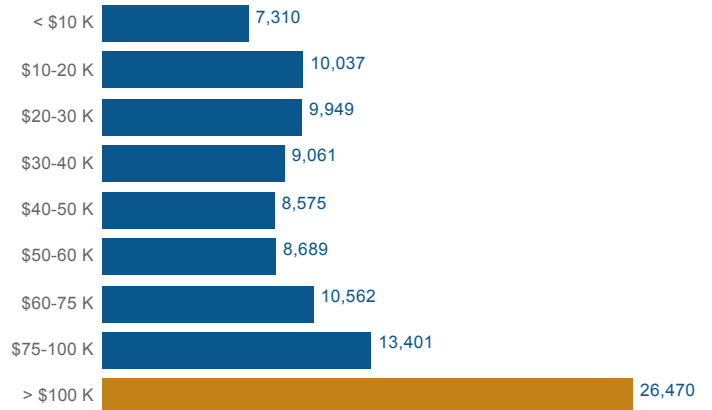
Median Household Income

0% more than the county

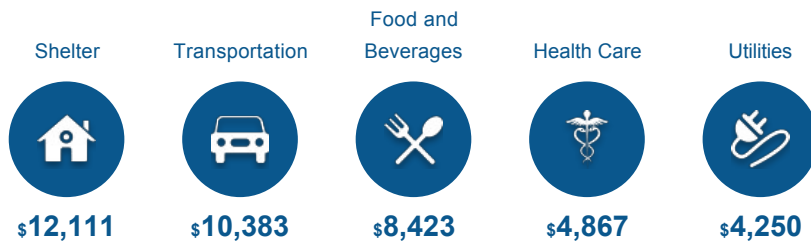
3% more than the state

9% less than the nation

Income Distribution



How do people spend most of their money?
PER HOUSEHOLD



\$57,167

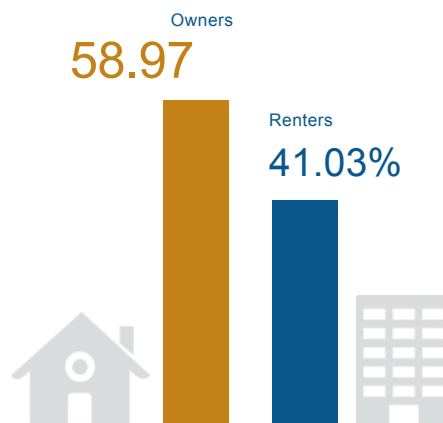
Median Household Expenditure

Housing



There are 44% more households who own their homes than there are renters.

Owners vs. Renters



Transportation



Residents spend an average of 20 minutes commuting to work. New Hanover County is served by 16 airports within 50 miles. Rail can be accessed within the community. Interstates can be accessed within the community.



20_{min}

Commute Travel Time



1 + 16_(+50 miles)

Airports in Community



Interstate

In Community



Freight Rail

In Community

Taxes



Top State Corporate Income Tax

2.5%

Top State Corporate Capital Gains Tax

5%

Top State Personal Income Tax

5.25%

Top State Personal Capital Gains Tax

5.8%

State Sales Tax

4.75%