

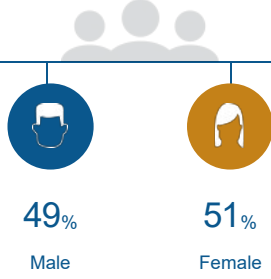
People



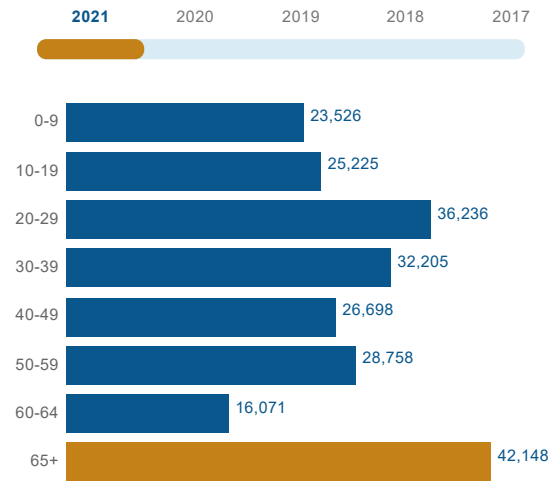
The total population of New Hanover County is 230,867. The median age is 38.44

230,867

Total Population



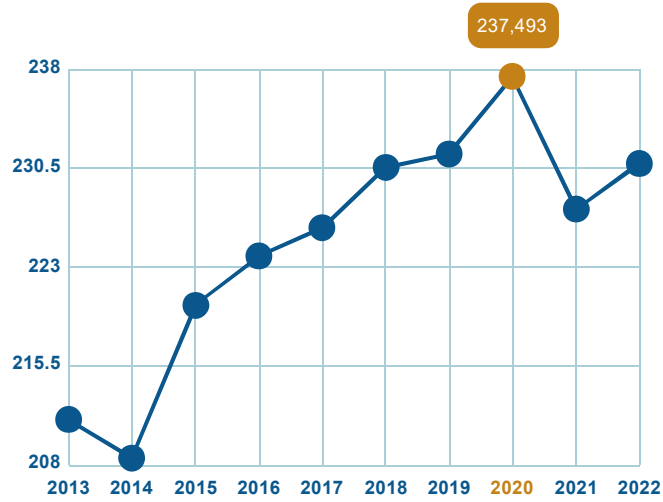
Age Distribution



Median Age

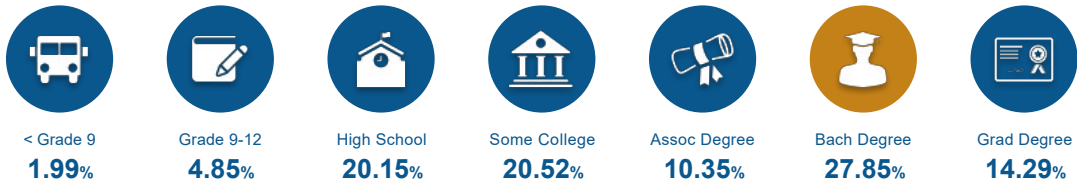
38

Population Growth (in thousands)



Educational Attainment

52.49% of the population in New Hanover County have an associate's degree or higher. 42.14% have a Bachelor's degree or higher.



Labor Force

New Hanover County has a labor force of 120,949 people, with an unemployment rate of 3.4%.

120,949

Labor Force

3.4%

Unemployment Rate

▼ **-0.4%**

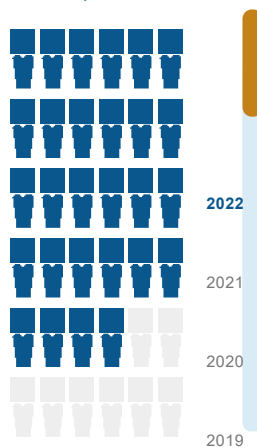
Unemployment Rate
Change (1 year)

Talent

What are the largest job counts by occupation?



Total Employees
119,163



The work distribution of total employees in New Hanover County is:

34%
Blue Collar

65%
White Collar

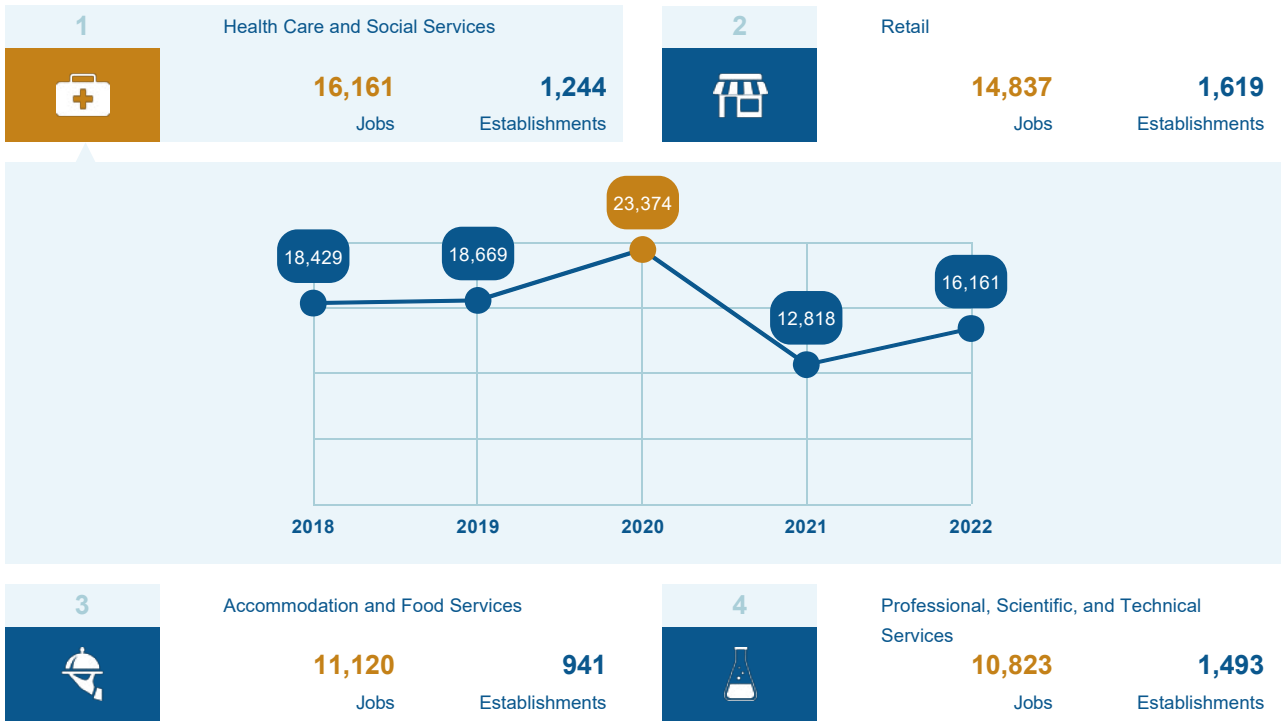
Total Establishments
13,224



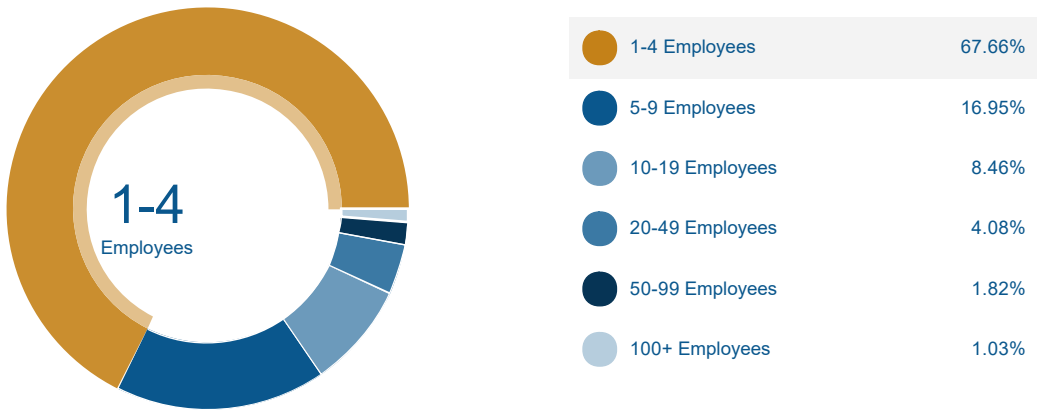
Businesses and Jobs

New Hanover County has a total of 13,224 businesses. In 2022, the leading industries in New Hanover County were Health Care and Social Services, Retail, Accommodation and Food Services, and Professional, Scientific, and Technical Services.

What are the top industries by jobs?



How many employees do businesses in New Hanover County have?



Income and Spending



Households in New Hanover County earn a median yearly income of \$59,537. 39.41% of the households earn more than the national average each year. Household expenditures average \$62,980 per year. The majority of earnings get spent on Shelter, Transportation, Food and Beverages, Health Care, and Utilities.



\$59,537

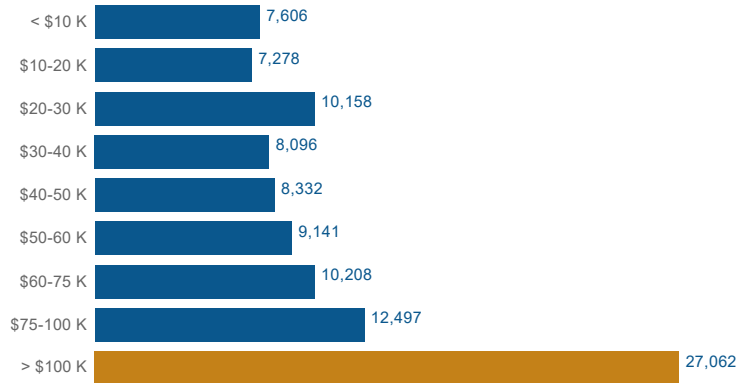
Median Household Income

0% more than the county

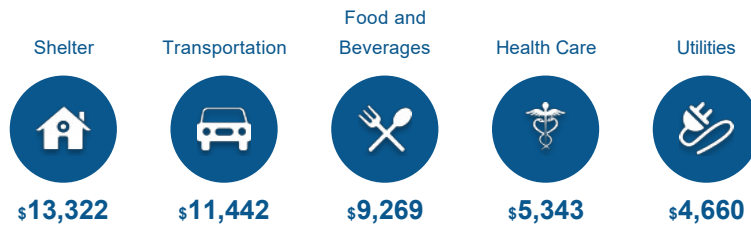
0% more than the state

13% less than the nation

Income Distribution



How do people spend most of their money? PER HOUSEHOLD



\$62,980

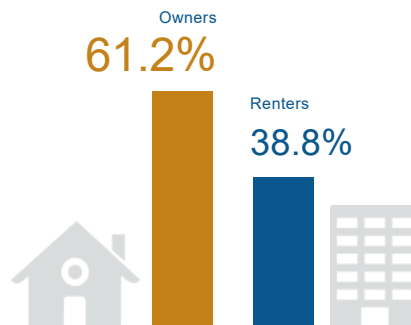
Median Household Expenditure

Housing



There are 22% more households who own their homes than there are renters.

Owners vs. Renters



Transportation



Residents spend an average of 20 minutes commuting to work. New Hanover County is served by 16 airports within 50 miles. Rail can be accessed within the community. Interstates can be accessed within the community.



20_{min}

Commute Travel Time



1 + 16_(+50 miles)

Airports in Community



Interstate

In Community



Freight Rail

In Community

Taxes



Top State Corporate Income Tax

2.5%

Top State Corporate Capital Gains Tax

5%

Top State Personal Income Tax

5.25%

Top State Personal Capital Gains Tax

5.8%

State Sales Tax

4.75%