

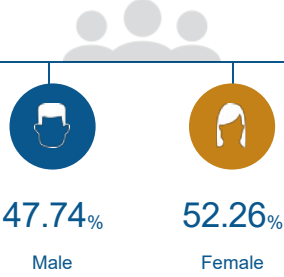
# People



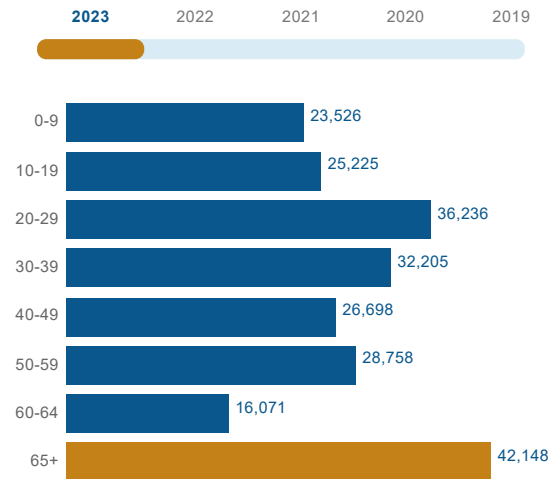
The total population of New Hanover County is 232,372. The median age is 39.53

## 232,372

Total Population



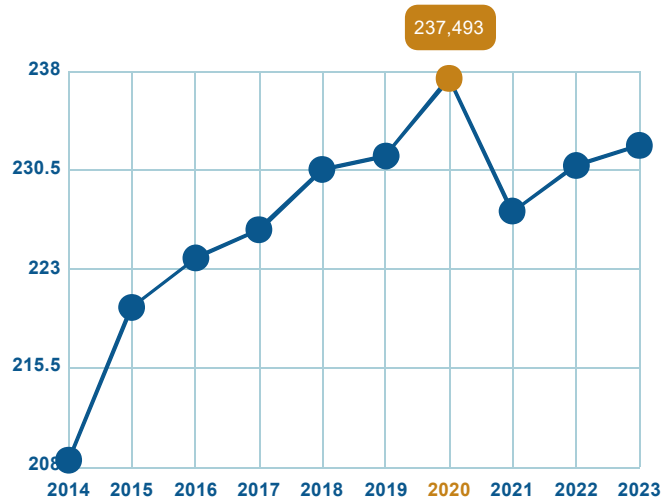
### Age Distribution



### Median Age

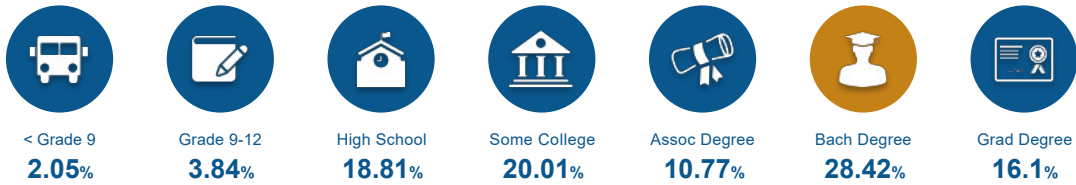
## 40

Population Growth (in thousands)



## Educational Attainment

55.29% of the population in New Hanover County have an associate's degree or higher. 44.52% have a Bachelor's degree or higher.



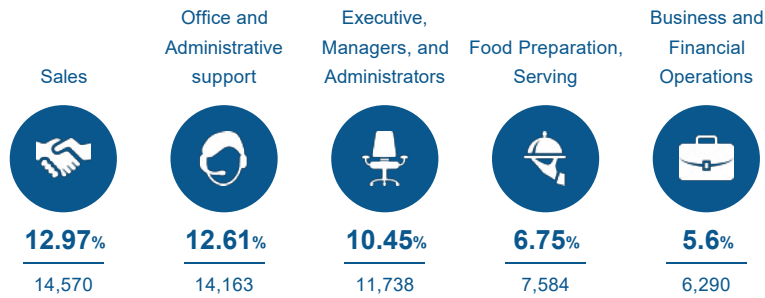
## Labor Force

New Hanover County has a labor force of 129,478 people, with an unemployment rate of 3%.




## Talent

What are the largest job counts by occupation?



Total Employees  
**119,163**



The work distribution of total employees in New Hanover County is:



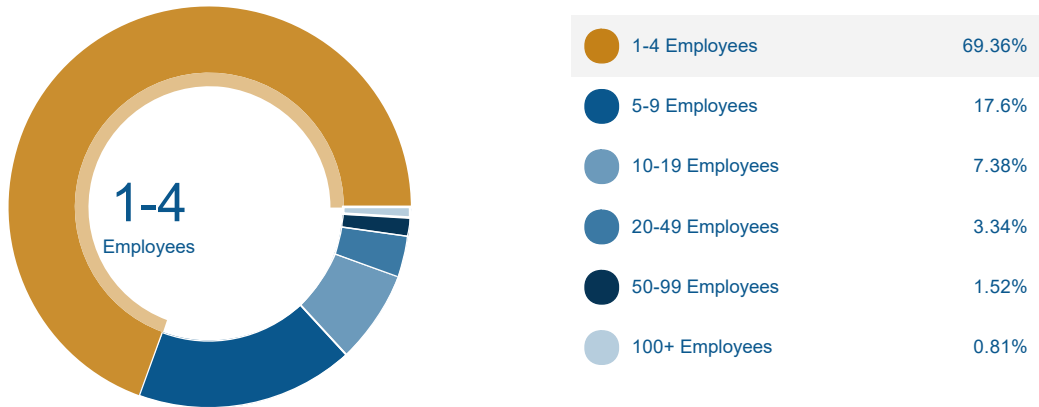
Total Establishments  
**13,993**



## Businesses and Jobs

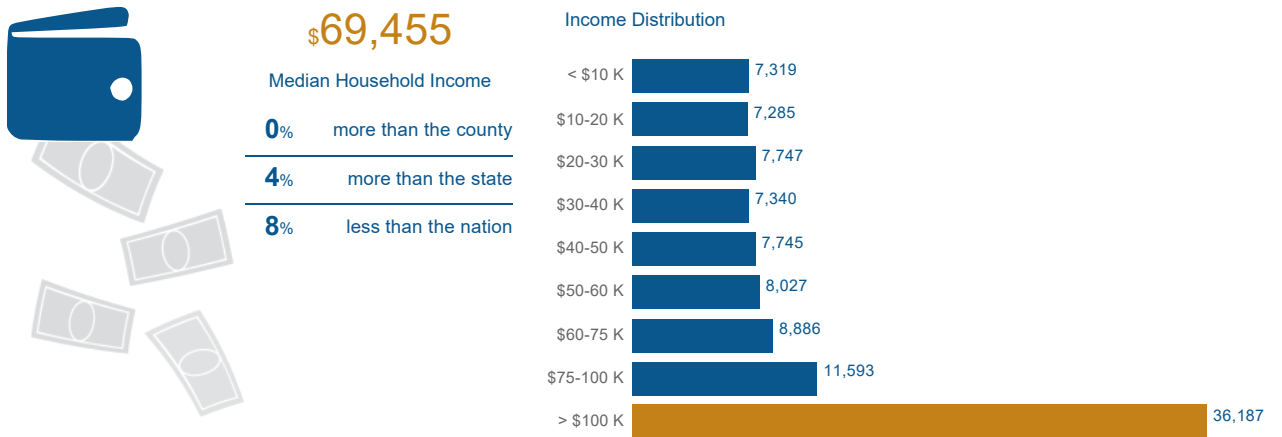
New Hanover County has a total of 13,993 businesses.

How many employees do businesses in New Hanover County have?

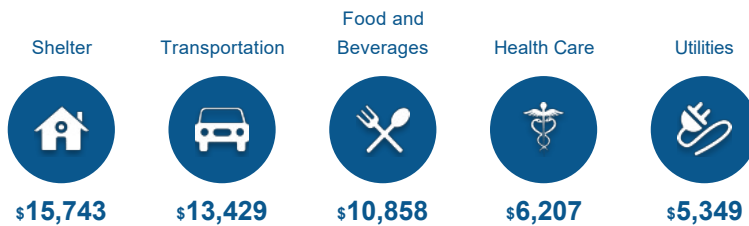


## Income and Spending

Households in New Hanover County earn a median yearly income of \$69,455. 35.43% of the households earn more than the national average each year. Household expenditures average \$74,502 per year. The majority of earnings get spent on Shelter, Transportation, Food and Beverages, Health Care, and Utilities.



How do people spend most of their money?  
PER HOUSEHOLD



**\$74,502**

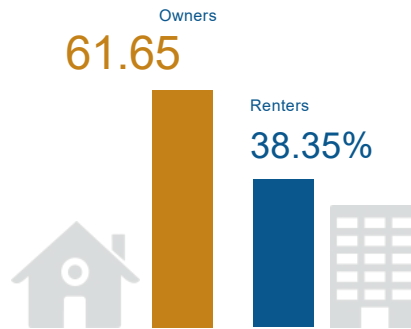
Median Household Expenditure

## Housing



There are 23% more households who own their homes than there are renters.

Owners vs. Renters



## Transportation



Residents spend an average of 20 minutes commuting to work. New Hanover County is served by 16 airports within 50 miles. Rail can be accessed within the community. Interstates can be accessed within the community.



20<sup>min</sup>

Commute Travel Time



1 + 16<sup>(+50 miles)</sup>

Airports in Community



Interstate

In Community



Freight Rail

In Community

## Taxes



Top State Corporate Income Tax

2.5%

Top State Corporate Capital Gains Tax

5%

Top State Personal Income Tax

5.25%

Top State Personal Capital Gains Tax

5.8%

State Sales Tax

4.75%