

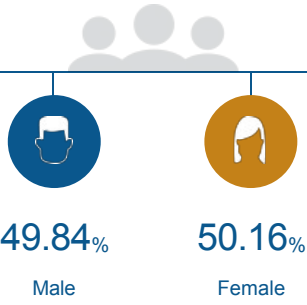
People



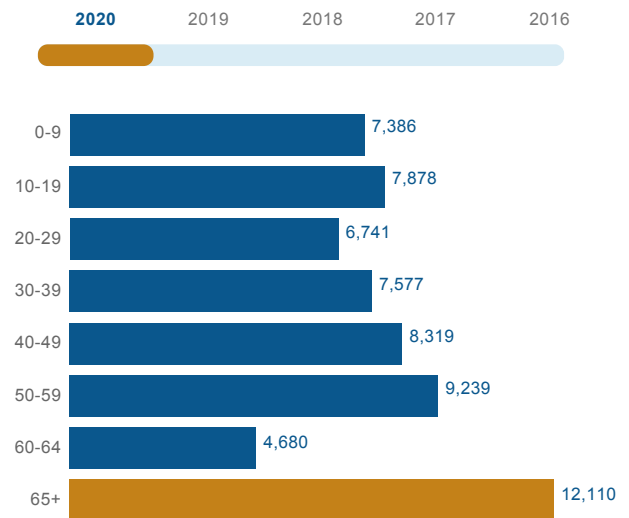
The total population of Pender County is 63,930. The median age is 41.99

63,930

Total Population



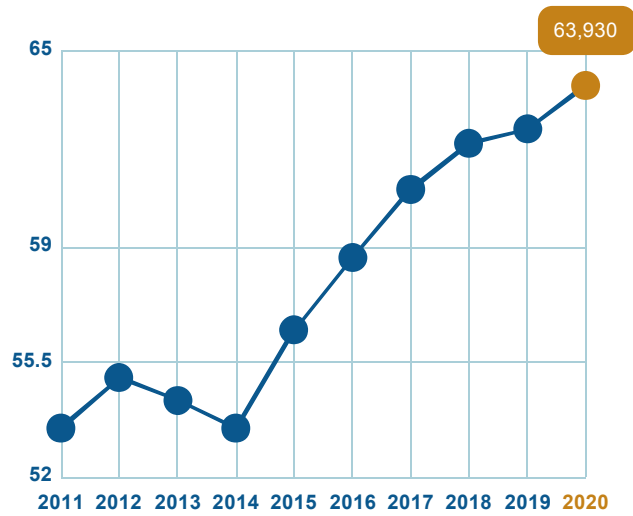
Age Distribution



Median Age

42

Population Growth (in thousands)



Educational Attainment

38.35% of the population in Pender County have an Associate's degree or higher. 88.29% have a high school degree or higher.



< Grade 9
3.77%



Grade 9-12
7.93%



High School
28.5%



Some College
21.44%



Assoc Degree
10.84%



Bach Degree
17.46%



Grad Degree
10.05%



offer Associate's Degree or Certificate



offer Bachelor's Degree or Higher

Labor Force

Pender County has a labor force of 30,321 people, with an unemployment rate of 5.3%.

30,321

Labor Force

5.3%

Unemployment Rate

Talent

Where are the top jobs by occupation?

Office and Administrative support



12.94%

2,073

Sales



11.11%

1,780

Executive, Managers, and Administrators



9.63%

1,544

Education, Training/Library



8.65%

1,387

Production Workers

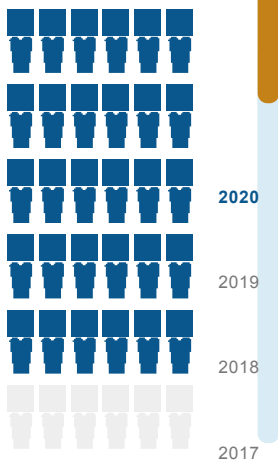


6.82%

1,093

Total Employees

16,026



The work distribution of total employees in Pender County is:



42%

Blue Collar



57%

White Collar

Total Establishments

1,974



Businesses and Jobs

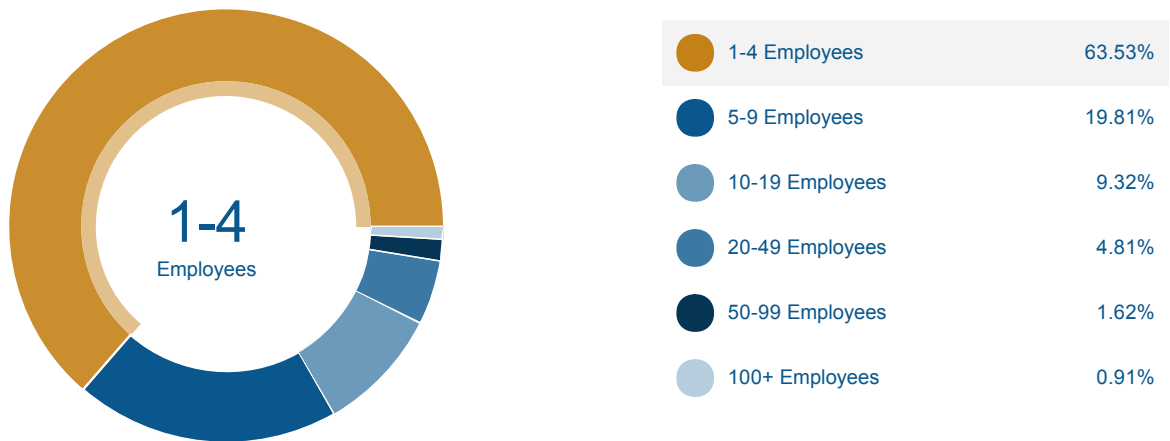


Pender County has a total of 1,974 businesses. In 2019, the leading industries in Pender County were Education, Retail, Health Care and Social Services, and Public Administration.

What are the top industries by jobs?



How many employees do businesses in Pender County have?



Income and Spending



Households in Pender County earn a median yearly income of \$55,274. 36.34% of the households earn more than the national average each year. Household expenditures average \$52,330 per year. The majority of earnings get spent on Shelter, Transportation, Food and Beverages, Health Care, and Utilities.



\$55,274

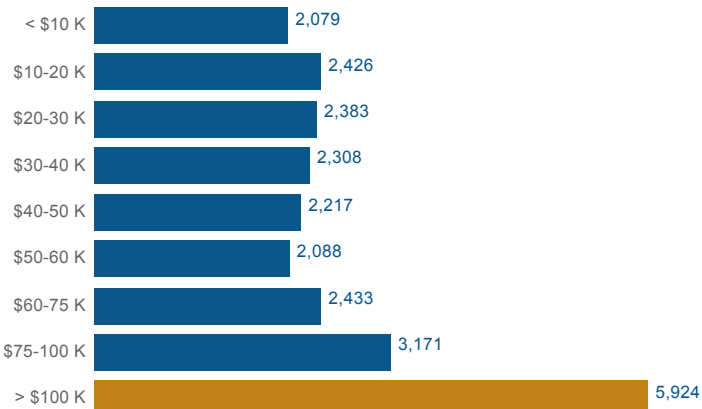
Median Household Income

0% more than the county

2% less than the state

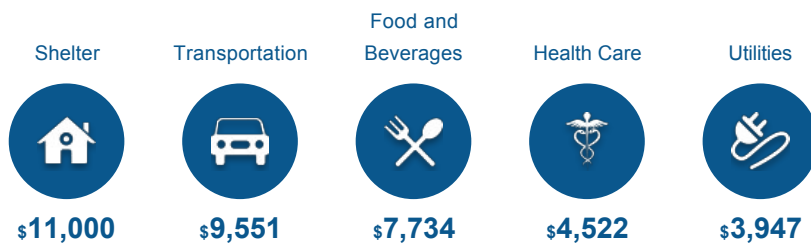
13% less than the nation

Income Distribution



How do people spend most of their money?

PER HOUSEHOLD



\$52,330

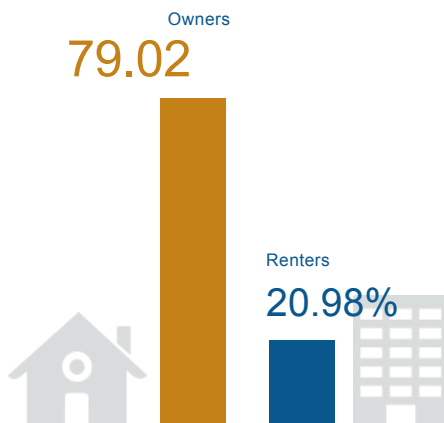
Median Household Expenditure

Housing



There are 277% more households who own their homes than there are renters.

Owners vs. Renters



Transportation



Residents spend an average of 28 minutes commuting to work. Pender County is served by 23 airports within 50 miles. Rail can be accessed within the community. Interstates can be accessed within the community.



28min

Commute Travel Time



1 + 23(+50 miles)

Airports in Community



Interstate

In Community



Freight Rail

In Community

Taxes



Top State Corporate Income Tax

2.5%

Top State Corporate Capital Gains Tax

5%

Top State Personal Income Tax

5.25%

Top State Personal Capital Gains Tax

5.8%

State Sales Tax

4.75%